



# University of São Paulo

## Profile and Prospects

Don F. Westerheijden

With cooperation of

Ben Jongbloed, Harry de Boer,

Frans Kaiser, Jon File & Frans van Vught



# Overview

- U-Map methodology & example
- U-Map Activity Profile for USP
- Next steps: USP, U-Map and U-Multirank?



# Center for Higher Education Policy Studies (CHEPS)

4

<http://www.utwente.nl/cheps>

Policy-oriented research (basic + applied) and consultancy, and a bit of teaching (Public Admin/ European Studies)

Research themes:

- Governance, Quality, Management & Organisation, Funding of higher education
  - at the national/supranational/institutional/departments levels

**Academic staff: 12 fte**

**Total Revenues: about 2 m€**

of which: 85% earned through market-oriented activities (research contracts & consultancies) for Ministries, Eur. Commission, research foundations, World Bank, universities, etc – from Europe and beyond (Africa, Asia, US, Australia)



# Rankings in higher education

- instruments to compare higher education institutions
- and to judge their relative position, usually in league tables
- based on the actual performance of these institutions
- Rise of global rankings (Sjanghai, Times Higher QS)
- New approach: U-Multirank



# Critique of existing rankings

- Aggregate performance into composite overall indicator
- Concentrate on 'traditional' research productivity and impact
- Focus on 'comprehensive research universities'
- Research data based on bibliometrics
  - Current databases imply cultural and language biases
  - bias against humanities and social sciences
- ...



# What is U-Map?

U-Map is an instrument that intends to show the **diversity** and enhance the **transparency** of the higher education landscape in the **European Higher Education Area** through the creation and publication of **institutional activity profiles**



# Classifications in Higher Education

- Instruments to group higher education institutions
- and to characterize similarities and differences
- Example: Carnegie Classification (since 1973)
  - ‘Label’ (e.g. regionally engaged teaching-oriented HEI)
- based on the actual conditions and activities of institutions



# Functions of U-Map

- A transparency tool for various stakeholders:
  - HEI's: instrument for institutional strategies (mission, profile)
  - Students: choices
  - Business and industry: partnership and relationships
  - Policy makers: base for governmental policies
  - Researchers and Analysts: tool for research
- Instrument for better ranking (e.g. U-Multirank)





# Challenges for universities

- Increasing expectations → risk of 'mission overload'
- Global research competition → need for strategic research management
- Expansion of human capital formation → need to diversify educational provision



Institutional profiling



# Institutional profiles

## Crucial distinction:

- Activity profiles : descriptions of actual activities
- Performance profiles: evaluative presentations of actual performances

## Profiles:

- Can have various dimensions
- Should reflect the mission of the institution

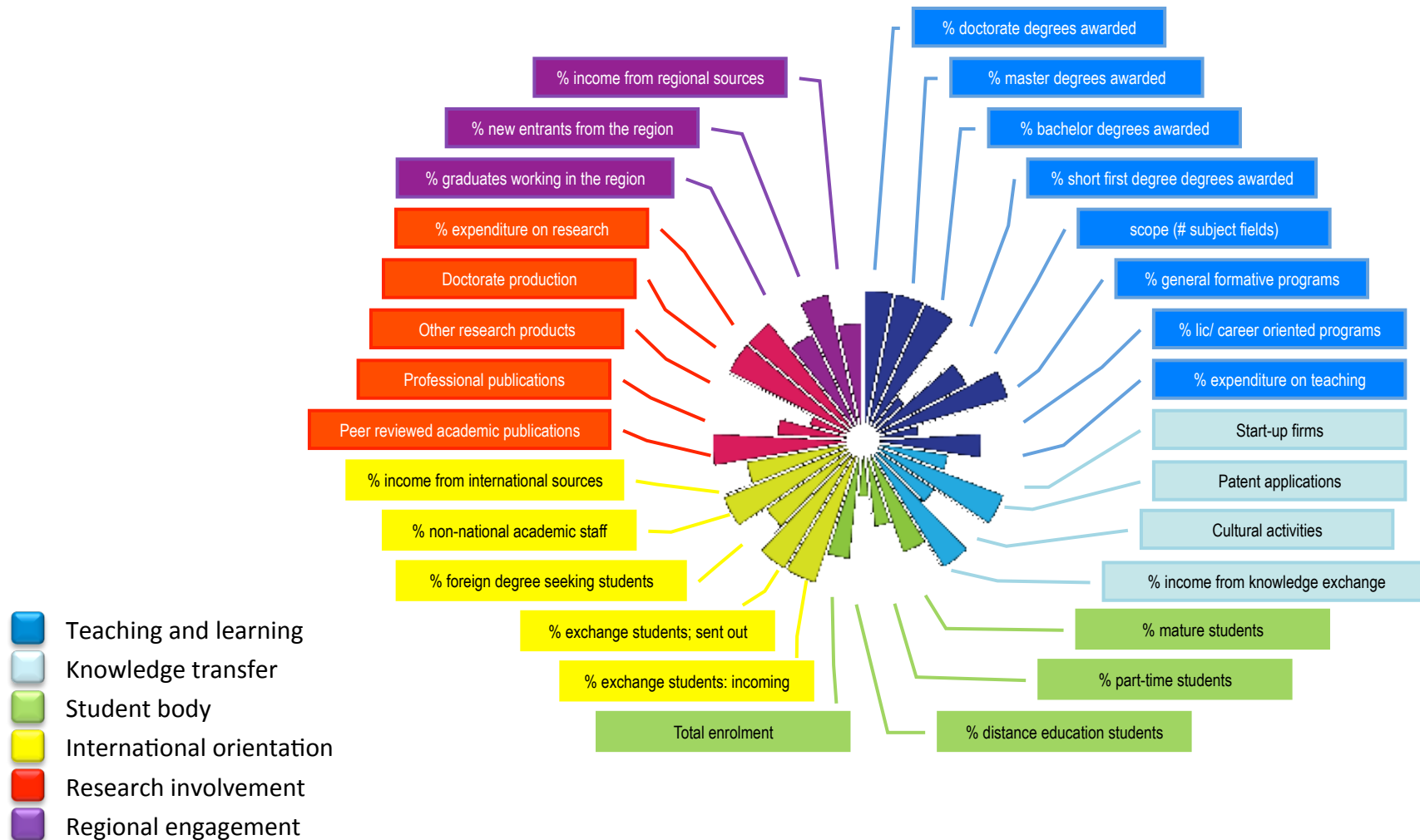


# Institutional activity profiles

- Sets of scores on the dimensions and indicators
- Scores in four categories (*none, some, substantial, major*), or missing (no data available)
- Actual institutional activities, not performance
- Reference is the ‘average’ (EU) university in the sample
  - We have 350 in the data base = about 10-12% of all European higher education institutions



# Institutional activity profiles





## Institutional profiles: some remarks

- Flower, or sunburst chart
- Longer beams = more activity
- Does not express the quality or performance!
- Impossible to get all indicators 'maximum'
- A missing beam means: data not available
- No hierarchy in colours  
(e.g. red is not better than yellow)



## Institutional profiles: some remarks

- Is a snapshot picture, does not follow dynamics
- Needs to be interpreted within national context
- Set of standardised indicators permits benchmarking of local situation



# Institutional profiles: some uses

- Information for external stakeholders
  - Instrument for strategic institutional management
  - Basis for benchmarking, for inter-institutional cooperation, for effective communication
- Strategic profiling



# U-Map status

- 350 participating institutions
- Five national approaches
  - Netherlands (*sponsored by Dutch MoES*)
  - Portugal (*sponsored by EU LLL program*)
  - Estonia (*sponsored by EU LLL program*)
  - Flanders (*sponsored by Flemish MoES*)
  - Nordic countries: Denmark, Norway, Sweden, Finland, Iceland (*sponsored by Nordic Council of Ministers*)
- U-Multirank 1 & 2 (*commissioned by EC*)
- Open and password protected websites





# And now ... to USP!

**The Economist**[Log in](#) | [Register](#) | [Subscribe](#)[Digital & mobile](#)

[World politics](#) | [Business & finance](#) | [Economics](#) | [Science & technology](#) | [Culture](#) | [Blogs](#) | [Debate](#)

**Universities in Latin America**

**The struggle to make the grade**

If only more of the region's higher-education institutions were like the University of São Paulo

Oct 8th 2011 | SÃO PAULO | from the print edition

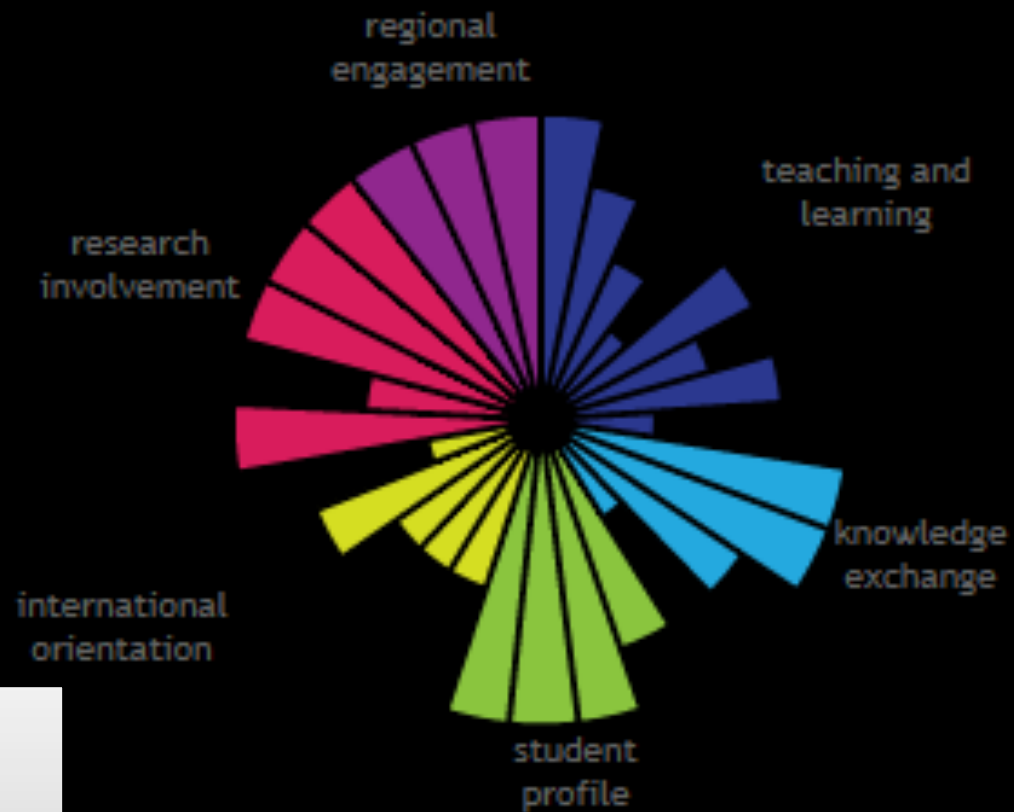
[Like](#) 3.1k [Tweet](#) 396



Getty Images

LATIN AMERICA boasts some giant universities and a few venerable ones: the University of Buenos Aires (UBA) and the National Autonomous University of Mexico (UNAM) enroll several hundred thousand students apiece, while Lima's San Marcos

# Universidade de São Paulo



- Teaching and learning
- Knowledge transfer
- Student body
- International orientation
- Research involvement
- Regional engagement



# USP indicator scores

## Dimension: Teaching and Learning

1. Doctorate degrees awarded: 17%
2. Master degrees awarded: 26.3%
3. Bachelor degrees awarded: 56.7%
4. Short first degrees awarded: 0%
5. Range of subjects:  
 Education: 2%; Humanities & Arts: 8,8%; Soc. Sciences, Law: 23,8%;  
 Science: 20,4%; Engineering: 14,7%;  
 Agriculture: 6,9%; Health: 21,7%;  
 Personal Services: 1,9%
6. Orientation of degree; general formative: 14%
7. Licensed/regulated professions and other career oriented
  - Programs leading to licensed/regulated professions: 67%
  - Other career oriented programs: 19%
8. Expenditure on teaching: 47%

## Dimension Knowledge Exchange

9. Start-up firms: 11,7 (per 1000 fte)
10. Patent applications; 17.6 (per 1000 fte)
11. Cultural activities: 23,9
12. Income from knowledge exchange: in lowest quartile



# USP indicator scores

## Dimension Student Profile

- 13. Mature students: 27%
- 14. Part-time students: 41.6%
- 15. Distance education students: 0.4%
- 16. Total enrolment: 85,697

## Dimension International Orientation

- 17. Exchange students; incoming: 1.1%
- 18. Exchange students; sent out: 1.4%
- 19. Foreign degree seeking students: 1.3%
- 20. Non-national academic staff: 5.8%
- 21. International income sources: in lowest quartile



# USP indicator scores

## Dimension Research Involvement

- 22. Peer reviewed academic publications per fte; 1,56
- 23. Professional publications: 0.27
- 24. Other research output: 0.12
- 25. Doctorate production: 0.41
- 26. Expenditure on research: 45%

## Dimension Regional Engagement

- 27. Graduates in the region: more than 75%
- 28. New entrants from the region: 92%
- 29. Income from the region: 93%



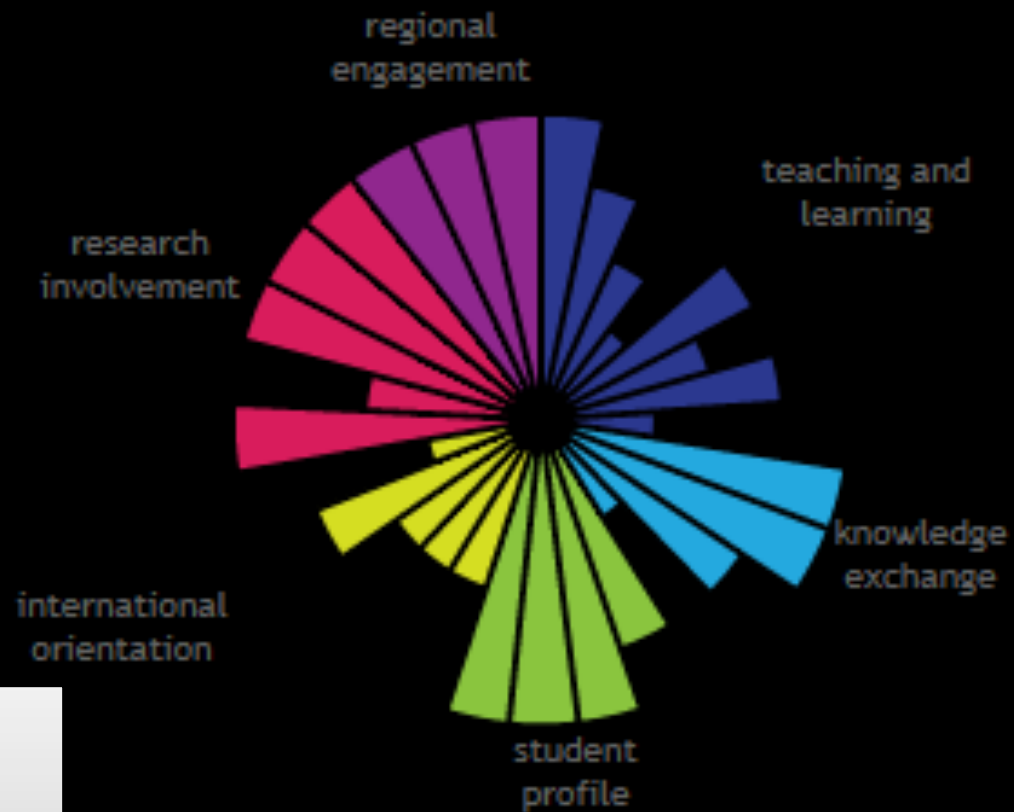
# U-Map website (old style)



[www.u-map.org](http://www.u-map.org)



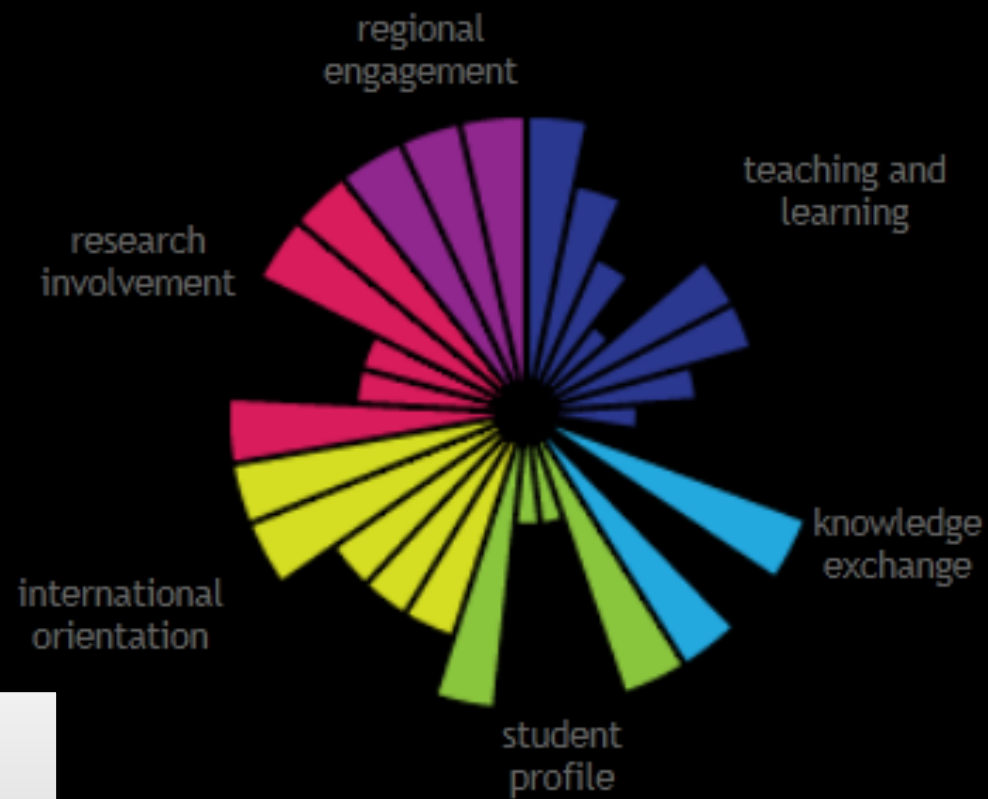
# Universidade de São Paulo



- Teaching and learning
- Knowledge transfer
- Student body
- International orientation
- Research involvement
- Regional engagement

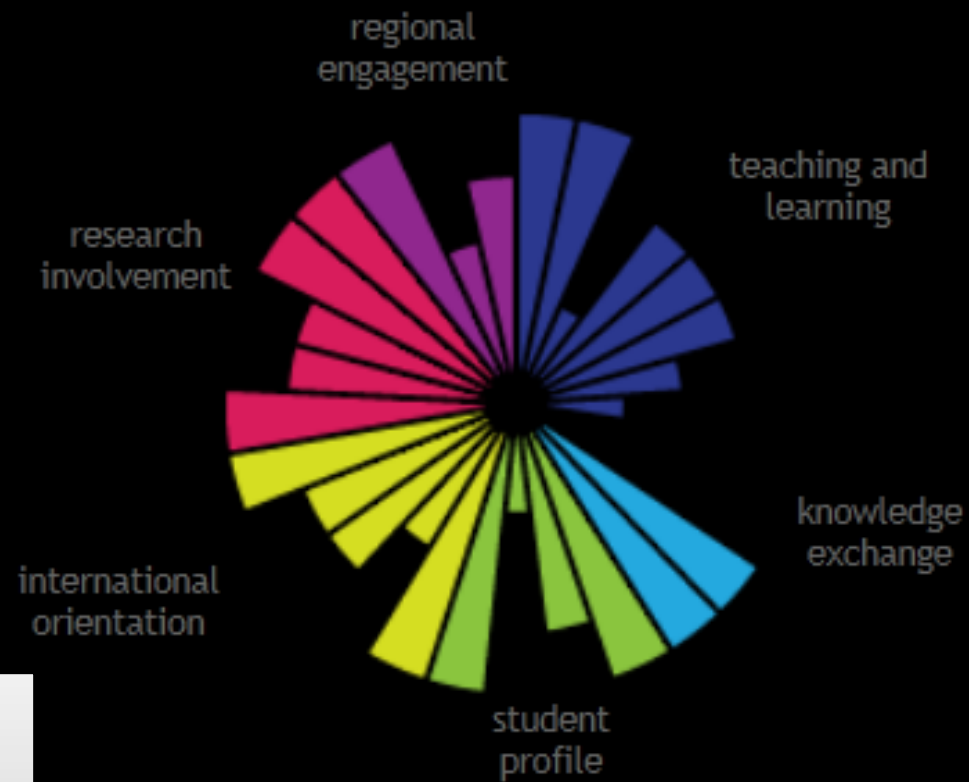


# University of Helsinki



- Teaching and learning
- Knowledge transfer
- Student body
- International orientation
- Research involvement
- Regional engagement

# University of Gothenburg



- Teaching and learning
- Knowledge transfer
- Student body
- International orientation
- Research involvement
- Regional engagement




# USP Next steps

- The U-Map profile is meant as input to the strategy discussion
- What could CHEPS contribute?
  - U-Map
    - activity profiles of different parts (campuses) of USP
    - Add more Brazilian universities to establish more local baseline
  - U-Multirank: How do USP's performances compare with other universities around the world?



# U-Multirank approach to ranking



descriptive institutional profiles  
on six dimensions



performance profiles *of each dimension*,  
no aggregated institutional rankings

to be called: Focused Institutional Rankings




U-Multirank

# U-Multirank: performance profile (example)

## Compare universities

List of universities that match the [profile you defined](#)

[Change indicators](#)






# The new U-Map website

- New look and feel
- Technically up to date
- New features
- Open to general public
  - From August 2013
- Including/updating more profiles

# The new U-Map website



U-Map [Home](#) [About](#) [Support](#) [Test](#) [Logout](#) [\[Blue Button\]](#) [\[Red Play Button\]](#)

## Institution finder

**Filters** [Clear filters](#)

Search

**GENERAL**

- + Countries
- + Regions

**EDUCATION PROFILE**

- + Doctorate degrees awarded
- + Master degrees awarded
- + Bachelor degrees awarded
- + Short first degrees awarded
- + Scope (#subjectfields)
- + General formative programs
- + Licenced/regulated/other career oriented programmes
- + Teaching expenditure

**KNOWLEDGE TRANSFER**

- + Start-ups
- + Patent applications
- + Cultural activities
- + Income from knowledge exchange

**STUDENT BODY**

- + Mature students
- + Part-time students
- + Distance education students
- + Total enrolment

**INTERNATIONAL ORIENTATION**








- + Exchange students Incoming
- + Exchange students sent
- + Foreign degree seeking students


Viewing 320 of 320

Sort by: Name Asc

Compare (0)

← Previous 1 2 3 4 5 6 7 8 9 ... 31 32 Next →

	<b>Universidade Nova de Lisboa</b> Lisboa, PT	<a href="#">Add to compare</a>
	<b>Institute of Economics and Management</b> Sillamäe, Tallinn, EE	<a href="#">Add to compare</a>
	<b>Professionshøjskolen University College Lillebælt</b> Vejle, DK	<a href="#">Add to compare</a>
	<b>University of Akureyri</b> Akureyri, IS	<a href="#">Add to compare</a>
	<b>University of the Arts, The Hague / Hogeschool der Kunsten Den Haag</b> The Hague / Den Haag, NL	<a href="#">Add to compare</a>
	<b>Savonia University of Applied Sciences</b> Kuopio, FI	<a href="#">Add to compare</a>
	<b>ISCET - Instituto Superior de Ciências Empresariais e do Turismo</b> Porto, PT	<a href="#">Add to compare</a>

 **SISSA** Trieste, IT [Add to compare](#)

[SEND FEEDBACK](#)

for Education Studies



# The new U-Map website


[Home](#) [About](#) [Support](#)
[Test](#)
[Logout](#)

## Compare universities

Professionshøjskolen  
University College  
Lillebælt



University of Akureyri



Bachelor degrees awarded:  
56.38%

Doctorate degrees	0%	0%
Master degrees	0%	15.96%
Bachelor degrees	100%	56.38%
Short first degrees	0%	27.66%
Scope (#subjectfields)	N.A.	N.A.
General formative	0%	38%
Licenced/regulated/other	90%	45%
Teaching expenditure	93%	59%
Start-ups	0	0
Patent applications	0	0
Cultural activities	0	1
Income from knowledge	N.A.	N.A.
Mature students	52.48%	52.46%
Part-time students	38.78%	22.64%
Distance education	2.46%	37%
Total enrolment	9750	1462

[SEND FEEDBACK](#)





# To learn more about U-Map

F.A. van Vught (ed.) (2009), *Mapping the higher education landscape, Towards a European classification of higher education*, Springer

CHEPS (2010), *U-Map. The European Classification of Higher Education Institutions*. Enschede: CHEPS

Available from: [http://www.u-map.org/U-MAP\\_report.pdf](http://www.u-map.org/U-MAP_report.pdf)

Or visit our website: <http://www.u-map.eu>

# Thank you for your attention!



*[www.u-map.eu](http://www.u-map.eu)*

*[www.u-multirank.eu](http://www.u-multirank.eu)*

*[www.utwente.nl/mb/cheps](http://www.utwente.nl/mb/cheps)*